

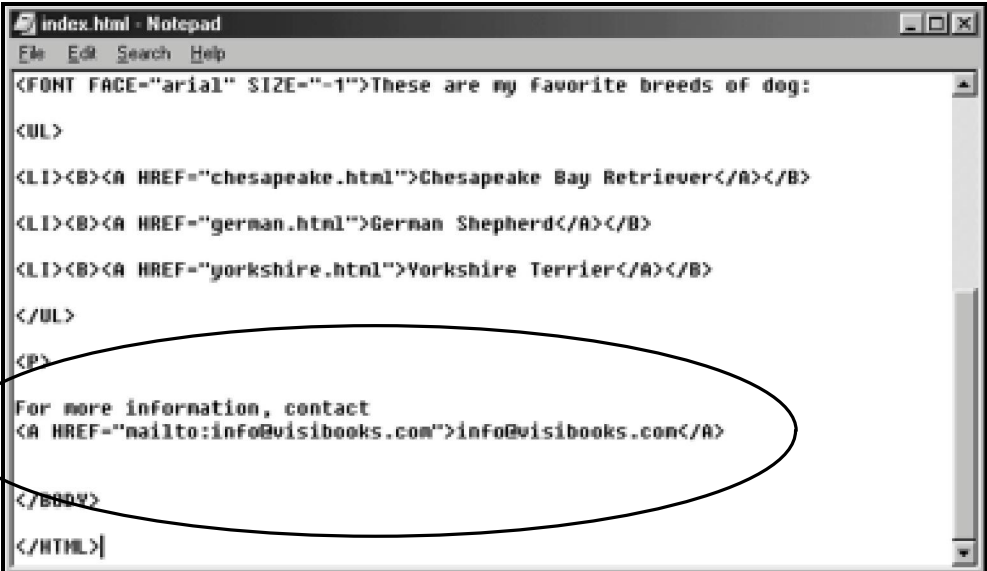
Create e-mail and external links

Create an e-mail link

1. In a new paragraph beneath the list, type the sentence “For more information, contact info@visibooks.com.”
2. Surround the e-mail address with anchor tags, but instead of linking it to a Web page, use the **mailto** command to link it to an e-mail program:

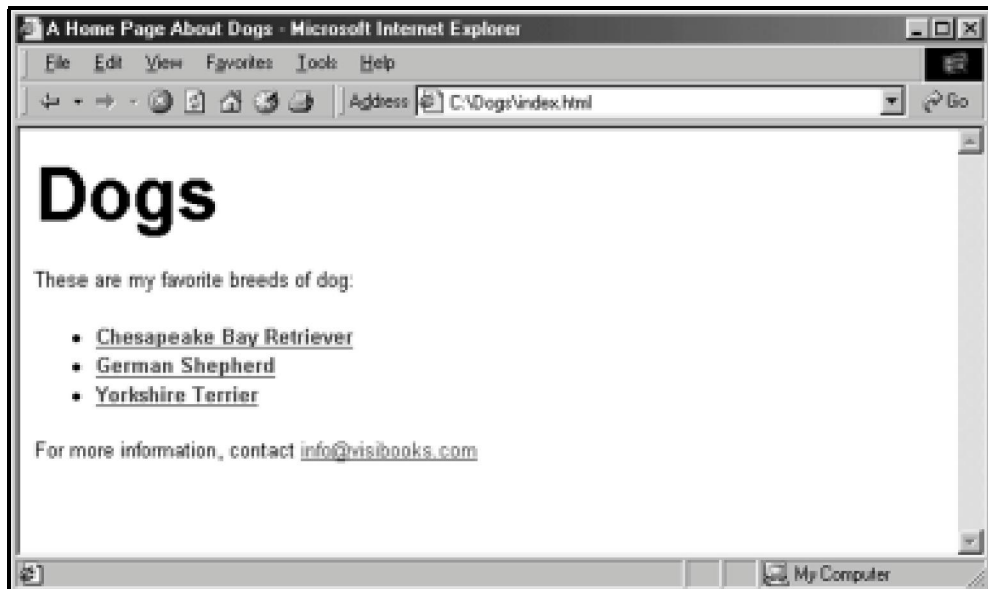
For more information, contact

info@visibooks.com

A screenshot of a Notepad window titled "index.html - Notepad". The window contains HTML code. The code includes a paragraph with a bolded sentence "For more information, contact" followed by an anchor tag: info@visibooks.com. The anchor tag and the email address are circled in black. The code also includes a list of dog breeds: Chesapeake Bay Retriever, German Shepherd, and Yorkshire Terrier, each with a bolded label and an external link to a corresponding HTML file.

```
index.html - Notepad
File Edit Search Help
<FONT FACE="arial" SIZE="-1">These are my favorite breeds of dog:
<UL>
<LI><B><A HREF="chesapeake.html">Chesapeake Bay Retriever</A></B>
<LI><B><A HREF="german.html">German Shepherd</A></B>
<LI><B><A HREF="yorkshire.html">Yorkshire Terrier</A></B>
</UL>
<P>
For more information, contact
<A HREF="mailto:info@visibooks.com">info@visibooks.com</A>
</BODY>
</HTML>
```

3. Save the page. When you view it in the browser, it should look like this:



How e-mail links work

When someone goes to a Web site and clicks on an e-mail link, it's supposed to open the e-mail program on that person's computer and insert the address into a new message.

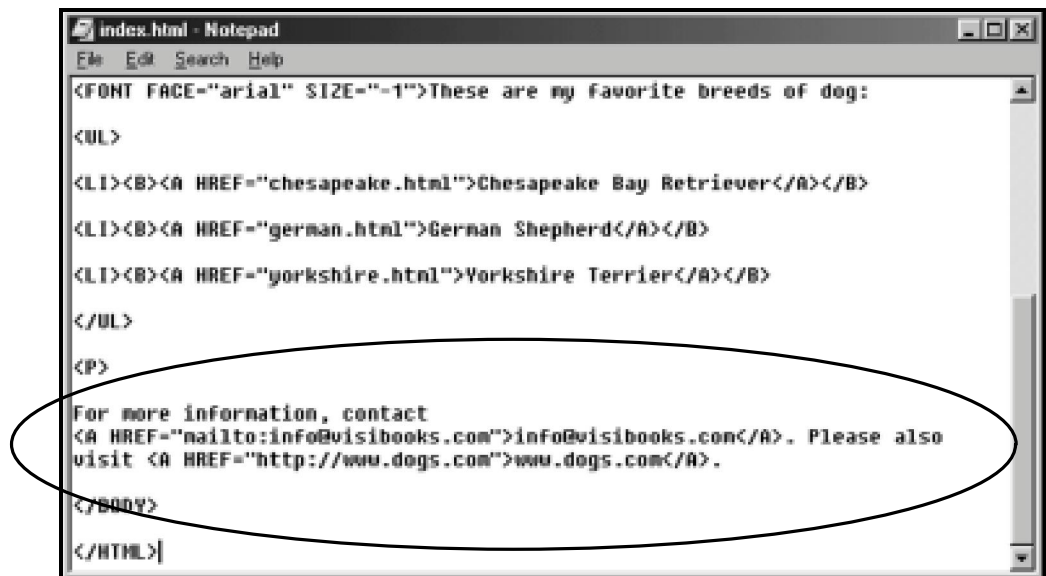
If the person's e-mail program isn't configured correctly, this won't work. That's why e-mail links should use the e-mail address as a link: so people can enter the address manually if they have to.

Link to an external site

1. In Notepad, add a new sentence after the last one. Type the sentence, "Please also visit www.dogs.com."
2. Surround the Web address `www.dogs.com` with these anchor tags to link it to the external Web site:

```
<A  
HREF="http://www.dogs.com">www.dogs.com</A>
```

Tip: For an external link to work, you must type `http://` as part of the Web address.



3. Save the page.
4. Preview the page in the browser, then click on the link to see if it links to the external site www.dogs.com.
5. Close the browser.